


BMW

Driving gets better when you have an accurate map.



Directions to new...

Addresses

Restaurants

ATMs

Hotels

Subdivisions

Golf Courses

and many more locations

The world around you is changing... Have you updated your map?



New Roads

Address Changes

One Way Streets

New Areas

New Subdivisions

Restaurants

Golf Courses

Hotels



Hardtop für BMW Z4

Installation information

Informations concernant le montage


Montage-informatie

Monteringsinformation

Informazioni per il montaggio

Información de montaje

Informações de montagem



Service and Warranty Information


2003 BMW Z4 2.5i, 3.0i




Z4

A guide to features and operation

Owner's Manual
for Vehicle





BMW Z4 roadster Safety Tips

Please read the following information carefully, and share it with all passengers. Help us to make your driving experience a safer one.

Warning: Ignoring these safety tips could result in serious injury or death!

Restraint Systems

Always make sure everyone in the vehicle is wearing a restraint device properly – either safety belts or a child-restraint system.

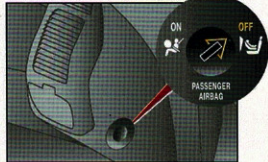


Safety belts should be worn snugly across the hips and shoulder; avoid any twisting of the belt. Always position the shoulder belt across your chest, not behind your back.



Each safety belt is designed to be used by only one person. Do not allow infants or small children to ride in driver's or passengers' laps.

Expectant mothers should always wear their safety belts; take care to position the lap belt against the lower hips. Shoulder strap should be worn to the side of the fetus and between the breasts.



Warning: Passenger Front Airbag!

For Infants: Never install a rear-facing infant seat unless you have de-activated the passenger airbags by using the on-off switch on the outer right side of the instrument panel. The airbag switch must be in the "off" position and the indicator lamp in the center console must indicate that the passenger airbag is de-activated.

For Toddlers and Other Children: The passenger airbags should be de-activated if a child is transported in a forward-facing child restraint system. For an older child using the lap/shoulder belt who is properly seated and belted at all times, the potential benefits of an airbag deploying in an accident generally outweigh the risks of the child being injured by the deploying airbag. Therefore, you should de-activate the passenger airbags only if you find it difficult to ensure that the child will remain properly seated and belted at all times.

Certain precautions should always be taken. Move the passenger seat as far back as possible from the instrument panel and to its lowest adjustment level. This important precaution is intended to maximize the distance between the airbags and the child. The vehicle safety belt has a label with instructions for locking the belt when using a child restraint system. Consult your child restraint manufacturer's instructions for further information. Additional information may be obtained from the National Highway Traffic Safety Administration (NHTSA) at www.nhtsa.dot.gov or by using their toll-free number, 1-800-424-9393.

Proper Positioning

Drivers and passengers should never sit too close to the airbag. Always move both driver and passenger seats as far back from airbags as practical.



Warning: Driver Front Airbag!

Airbags need room to inflate. The safest driving position is a comfortable one. In a comfortable driving position, the arms are slightly bent with the hands at 9 and 3 o'clock positions on the steering wheel, and the pedals are within easy reach. Do not place objects between the airbag and driver.



Warning: Side Airbags!

For vehicles equipped with side airbags, all occupants should be properly restrained and sitting upright. Never let an occupant's head rest near any side airbag.

See the vehicle Owner's Manual for more detailed information.





Certified Pre-Owned
BMW Vehicle Program
Full-Line Brochure



Original BMW Accessories

The **NeW** 4

877 269-3577

BMW Financial Services

Caring for
your vehicle



BMW
Center Directory

www.bmwusa.com



The Ultimate
Driving Machine®

BMW Center Directory

United States/Canada 2002/2003



Owner's Manual
for Onboard
Computer



BMW Maintenance
Program upgrade

bmwusa.com
1-800-334-4BMW



The Ultimate
Driving Machine®

Upgraded protection for your BMW vehicle

Maintenance coverage
for 6 years/100,000 miles





BMW Hardtophülle

BMW Z4 roadster

BMW hardtop case

Housse de hardtop BMW

BMW hardtophoes

BMW Hardtopväska

Custodia per hardtop BMW

Funda del techo rígido BMW

Cobertura da capota "hardtop" da BMW

U0001-0070-309

North America DVD

BMW DVD Package, 2003-2

99 00 0 005 976



This data includes information taken with permission
from Canadian authorities, including: © Her Majesty the
Queen in Right of Canada, Queen's Printer for Ontario.

Ces données sont diffusées avec l'accord des autorités
canadiennes, y compris: © Sa Majesté du chef du
Canada, Imprimeur de la Reine pour l'Ontario.

**Accident Guidelines
and Checklists**



Certified Pre-Owned
BMW Protection Plan



Certified Pre-Owned
by BMW

Certified Pre-
Owned BMW
Vehicle Program
Protection Plan



The *Ultimate*
CLUB

for the

Ultimate
**DRIVING
MACHINE**



Fill out and send the enclosed membership application today,
or call:

800-878-9292

(have your MasterCard or Visa ready!)

Or join online (at our secure site) by visiting:

WWW.BMWCCA.ORG

Tire and Wheel Protection

Protection for the Rough Road Ahead

SouthwestRe

FLETCHER BMW
PRESENTS A touch of CLASS®



PREFERRED PROTECTION! RENEWABLE FOR LIFE!

the most important
functions of your
BMW Z4
at a glance

